

# Appendix A: Intersection turning counts



N-S STREET: **University Avenue**  
E-W STREET: **Towne Centre Drive**

PROJ. NO.: **CEEn 664**  
COUNT DATE: **20-Jan-16**  
NOTES: **Jordan and Sam**

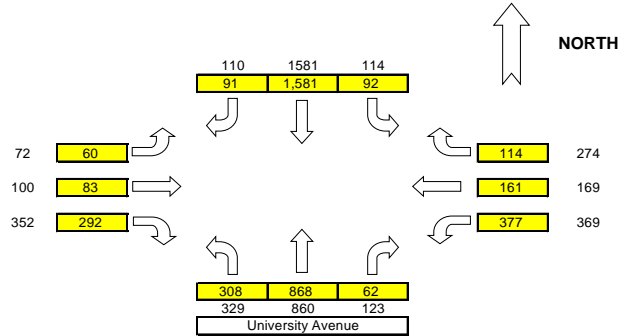
COUNT TIME:  
FROM: **4:30 PM**  
TO: **6:00 PM**

PK HR VOLUME: 4,089  
PHF: 0.92  
PEAK HOUR:  
FROM: TO:  
5:00 PM 6:00 PM

Towne Centre Drive

2015 Counts ← These are just for comparison  
2016 Counts ← Use these!

## PM PEAK HOUR VOLUMES



N-S STREET: **University Avenue**  
E-W STREET: **1200 South**

PROJ. NO.: **CEEn 664**  
COUNT DATE: **20-Jan-16**  
NOTES: **Rob and Chris**

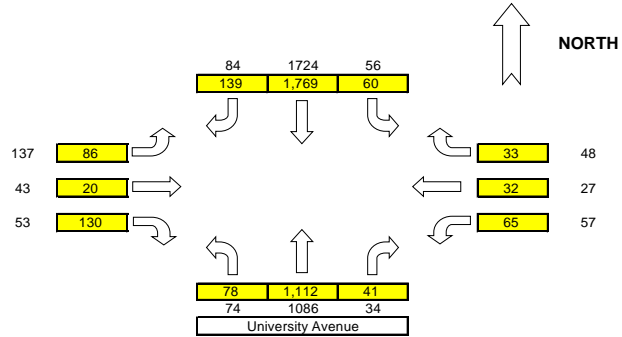
COUNT TIME:  
FROM: **4:30 PM**  
TO: **6:00 PM**

PK HR VOLUME: 3,565  
PHF: 0.90  
PEAK HOUR:  
FROM: TO:  
4:45 PM 5:45 PM

1200 South

2015 Counts ← These are just for comparison  
2016 Counts ← Use these!

## PM PEAK HOUR VOLUMES



N-S STREET: **Towne Centre Blvd.**  
E-W STREET: **1200 South**

PROJ. NO.: **CEEn 664**  
COUNT DATE: **20-Jan-16**  
NOTES: **KM**

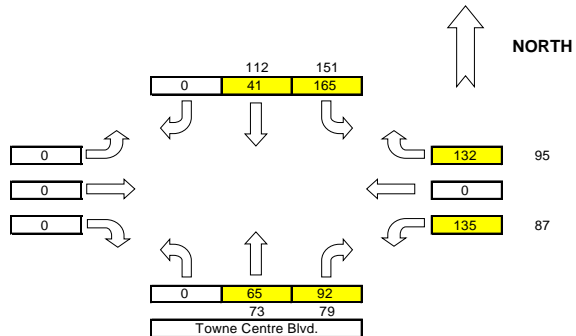
COUNT TIME:  
FROM: **4:30 PM**  
TO: **6:00 PM**

PK HR VOLUME: 630  
PHF: 0.82  
PEAK HOUR:  
FROM: TO:  
4:45 PM 5:45 PM

1200 South

2015 Counts ← These are just for comparison  
2016 Counts ← Use these!

## PM PEAK HOUR VOLUMES



N-S STREET: **Towne Centre Blvd.**  
E-W STREET: **Towne Centre Dr.**

PROJ. NO.: **CEEn 664**  
COUNT DATE: **20-Jan-15**  
NOTES: **Sanchez**

COUNT TIME:  
FROM: **4:30 PM**  
TO: **6:00 PM**

PK HR VOLUME: 1,047  
PHF: 0.99  
PEAK HOUR:  
FROM: TO:  
5:00 PM 6:00 PM

Towne Centre Dr.

2015 Counts ← These are just for comparison  
2016 Counts ← Use these!

## PM PEAK HOUR VOLUMES

